

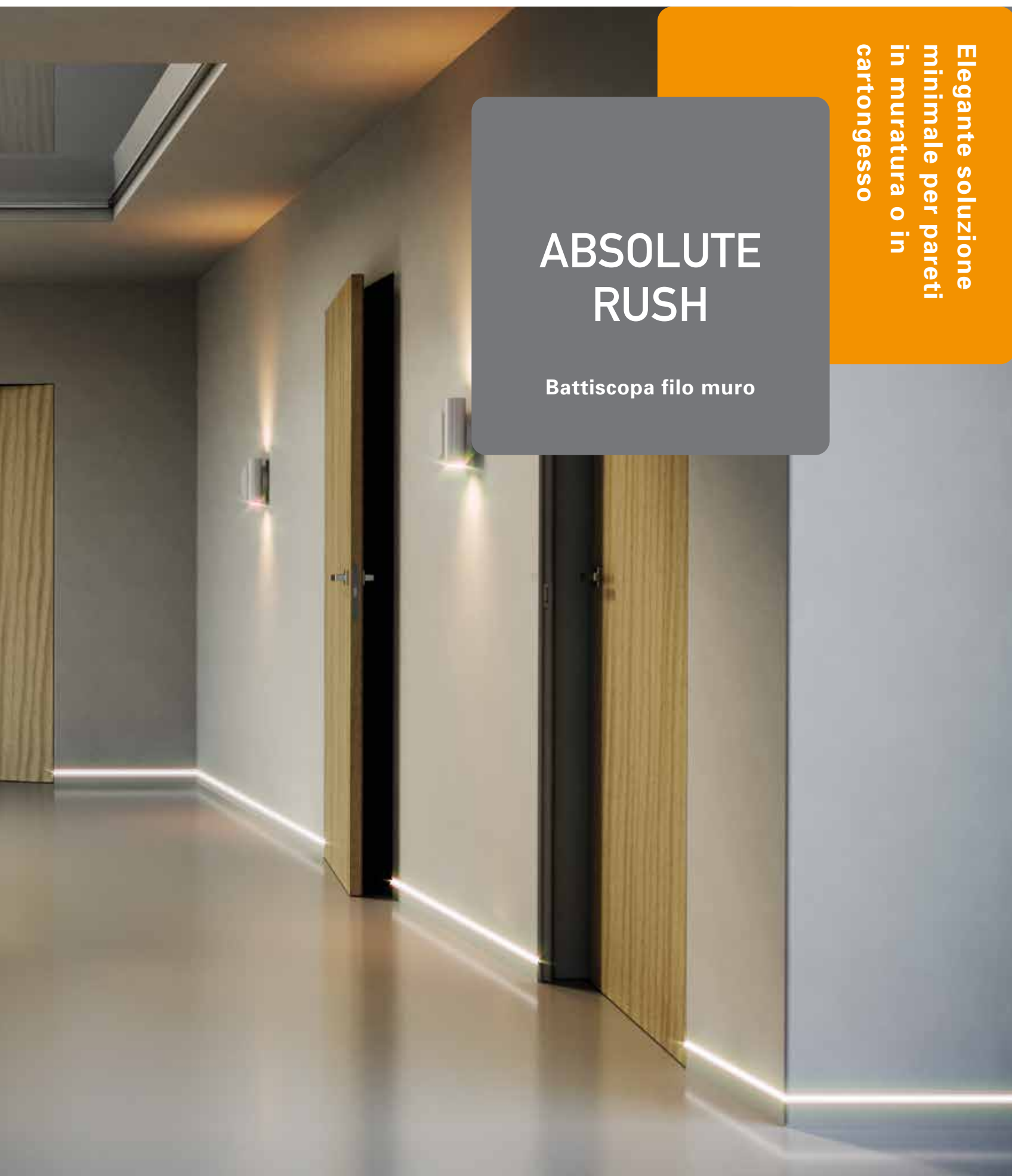


**NOVITÀ**

Elegante soluzione  
minimale per pareti  
in muratura o in  
cartongesso

# ABSOLUTE RUSH

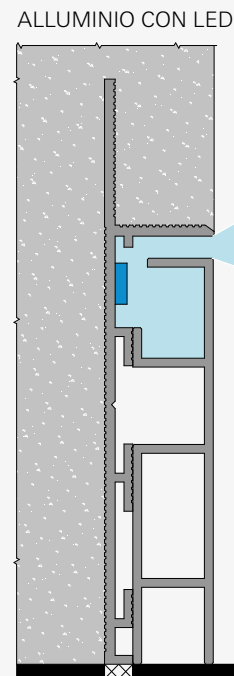
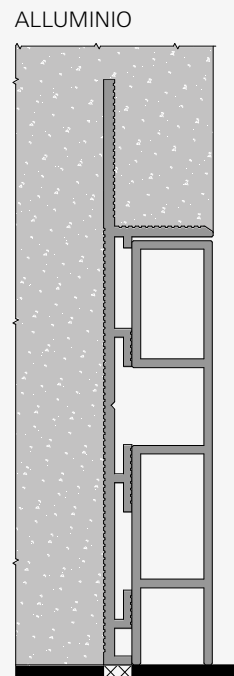
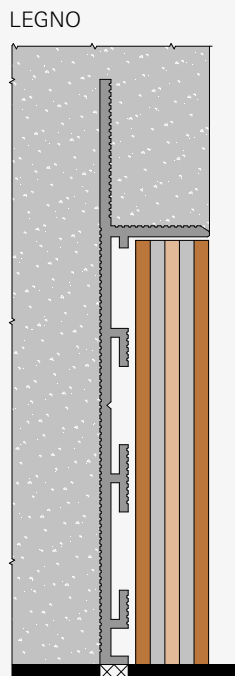
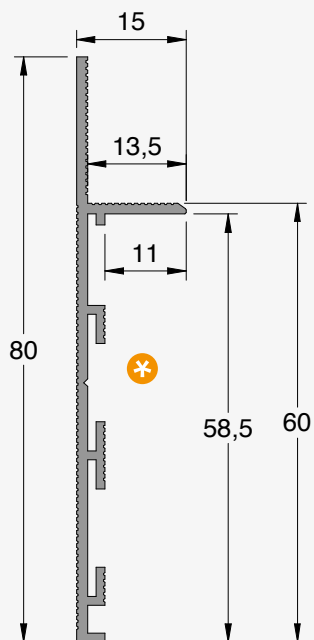
Battiscopa filo muro





# Battiscopa Filo muro

\* Spazio utile in altezza per il battiscopa 58,5 mm



Battiscopa tradizionale

Battiscopa filo muro

Battiscopa filo muro LED



## VANTAGGI

- Massima resa estetica con accostamento a telai della linea filo muro
- Massimizza l'igiene degli ambienti eliminando la posa di polvere
- Permette l'accostamento dei mobili alla parete eliminando ingombri superflui

## MODELLI COMPATIBILI

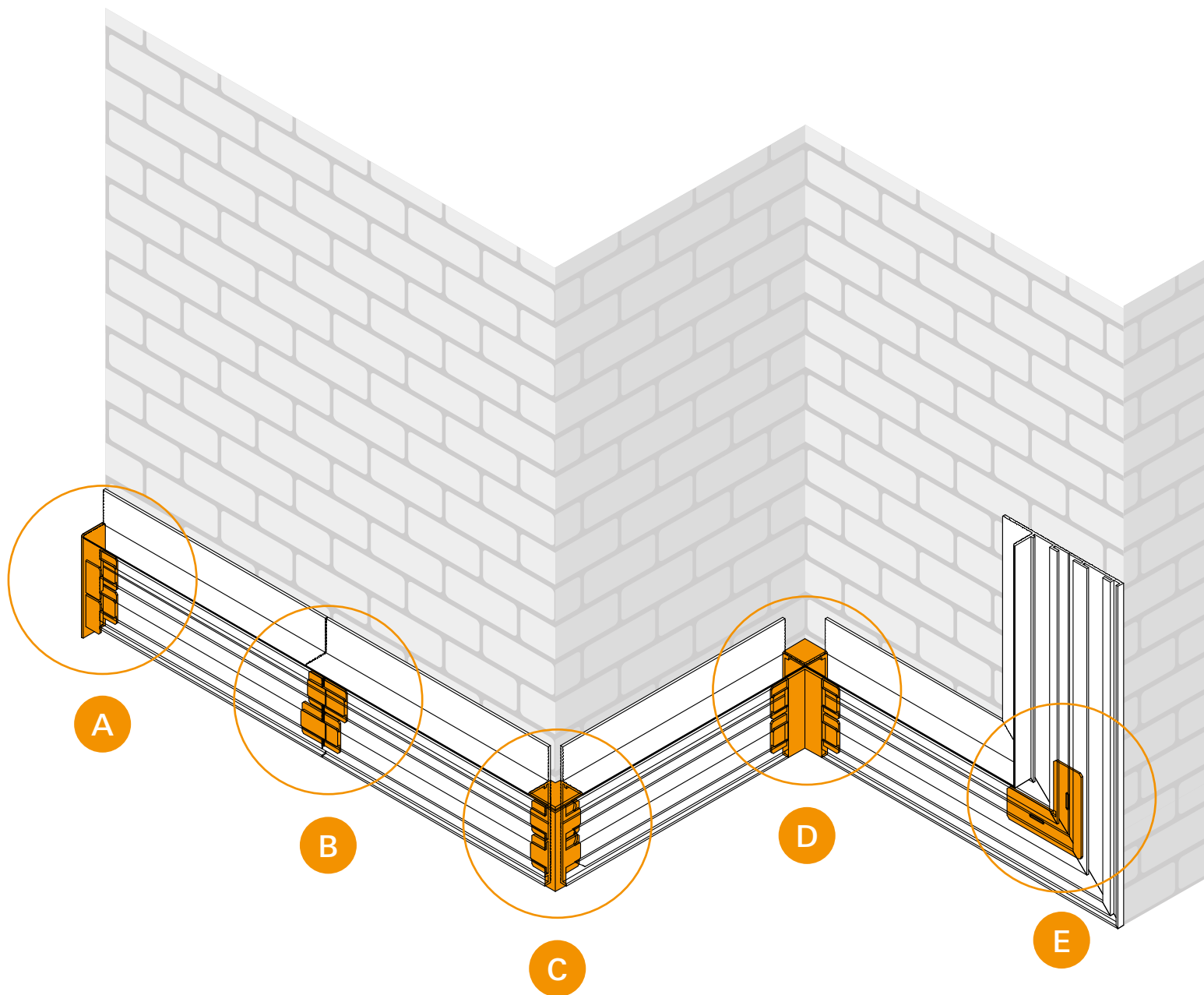
- Absolute Swing
- Absolute Evo
- Absolute EvoKit
- Absolute Energy

## FISSAGGIO A MURO

I profili sono predisposti per il fissaggio a pareti in muratura o in cartongesso tramite viti o collante.



## Kit di giunzione profili



**A**  
Kit tappi terminali

**B**  
Kit giunti lineari

**C**  
Kit giunti angoli interni

**D**  
Kit giunti angoli esterni

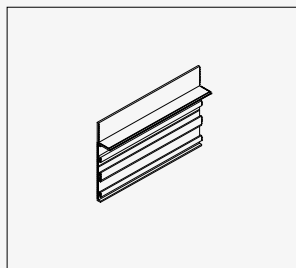
**E**  
Kit giunti per scale



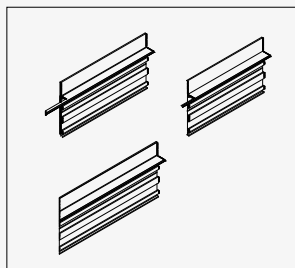
## Composizione Kit per variante

### VARIANTE 1:

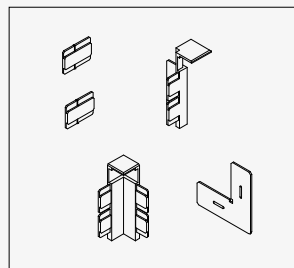
#### **Absolute Rush Wood** - BATTISCOPIA FILO MURO IN LEGNO



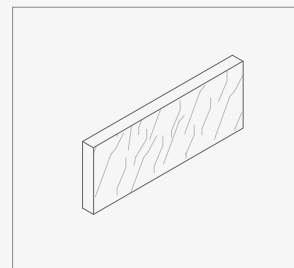
Profilo base



Profili di raccordo



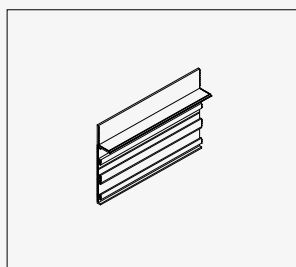
\*Kit di giunzione



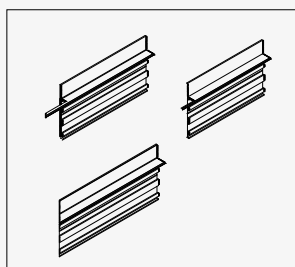
Profilo battiscopa in legno (non fornito)

### VARIANTE 2:

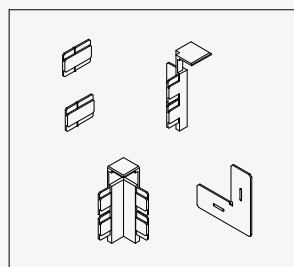
#### **Absolute Rush Alu** - BATTISCOPIA FILO MURO IN ALLUMINIO ANODIZZATO



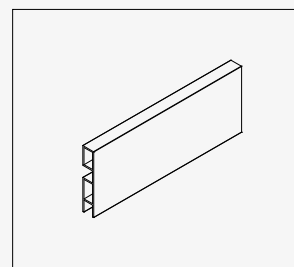
Profilo base



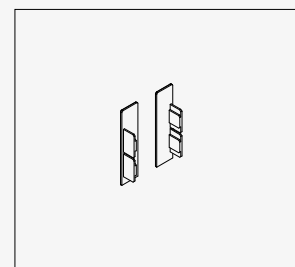
Profili di raccordo



\*Kit di giunzione



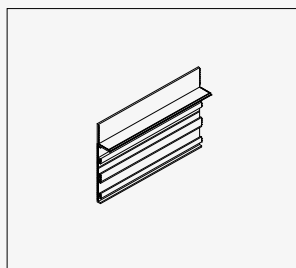
Profilo battiscopa



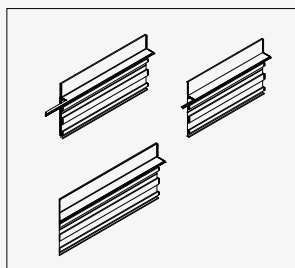
Tappi terminali

### VARIANTE 3:

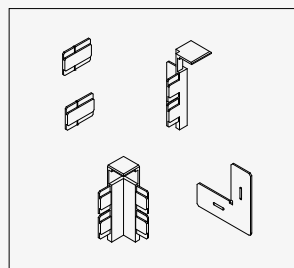
#### **Absolute Rush Energy** - BATTISCOPIA FILO MURO IN ALLUMINIO ANODIZZATO CON PREDISPOSIZIONE LED



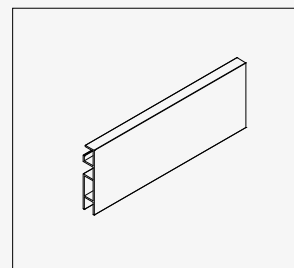
Profilo base



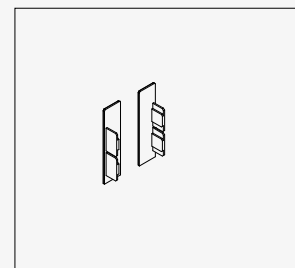
Profili di raccordo



\*Kit di giunzione



Profilo battiscopa



Tappi terminali

\* Tutti i giunti descritti nella pagina precedente esclusi i tappi terminali

